

The Art of Ikenobo

Our April meeting will feature a demonstration of Ikebana by Rita Zeitz. Ikebana has been around for over 600 year's and was the original practiced and taught schools by Buddhist priests in Kyoto. Rita has been a student of Japanese floral arranging for 10 years. The local chapter of Ikenobo International has been around for over 60 years, the third chapter to be organized in the world! There are over 500 different schools in Ikebana.

Rita will show us how to use Ikenobo school techniques, using material from her yard. Ikenobo school teaches us how to enhance materials, flowers, and branches in our arrangements. You will also learn a little history of its origin in Japan



Rita has been a Master Gardener since 2009 and grows flowers and shrubs for her floral arrangements. She has been on our Pond-O-Rama Tour several times.

Don't Miss This!

What: The Art of Ikenobo

Who: Rita Zeitz, Member and Master Gardener

When: Tuesday, April 18th, 7p.m. —9 p.m.

Where: Kirkwood Community Center
111 S Geyer Rd, Rm #200 A/B
Kirkwood, MO 63122

April Meeting Theme Pastels

Have you noticed a little *spring* in your step as the weather gets warmer?

Spring has sprung too, and the trees and plants are beginning to show their beauty.

Speaking of beauty, we are thrilled to have Rita Zeitz as our guest speaker this month. She will present the art of Ikebana, the traditional Japanese style of arranging flowers and other natural elements.

As we will learn, there is much more to this art form than just placing flowers in a vase.

Join us for her demonstration and an evening of fellowship and refreshments.





Pond-O-Rama 2023 – June 24-25, 2023

This year we are excited to tour 23 water gardens. Many are new members and new hosts this year.

We welcome all the new SLWGS members and hosts.

The brochures and posters are being distributed to our retail locations the second week of April. The ticket book is being created and will be available to our members in May.

Member tickets can be picked up at the May Board Meeting on May 9th, the June Board Meeting on June 13th, or the General and Host Meeting on June 20th.

Tickets can also be mailed to members for a \$3.00 fee per ticket. Information will be on the new website soon.


We have been busy publicizing the tour in online calendars and local magazines.

We are also working with River Benders to create a commercial that will air on their stations and podcasts. We will promote the tour in the May/June timeframe on their air podcast.

We encourage all our members to spread the word about Pond-O-Rama, June 24-25, 2023, from 9-5 pm daily. Tickets books are \$20 or for groups of 10 - \$10 each. If you would like a poster or brochure to promote at a location you frequent, please contact Ginny Mueller vcmueller16@gmail.com, 314-808-7000.

The 2023 Pond-O-Rama tour will be great! We always appreciate the support and assistance of our membership.

Thank you.



Pond, Waterfall & Landscape Construction
 Aquascape™ 2012 Artist of the Year



Nature's Re-Creations
 PONDS & FALLS

Chris Siewing www.Re-CreateNature.com
 636.223.2330 Facebook.com/NaturesReCreations



CREEKSIDE Gardens

721 Johnson Hill Drive • Collinsville, IL 62234
 618-344-7054 • creeksidegardensinc.com





SLWGS President's Corner

I will be optimistic and say that Spring has finally sprung. What a time of the year to witness the awakening of nature and the garden and welcome back old friends in the yard.

I have temporarily moved many of the orchids and house plants outside as the temperatures fluctuate from just right to just too cold. Hopefully, our weather will stabilize soon, and the ponds will be active with hungry koi.

On other matters, Kathy Soehngen has finalized the SLWGS program and activities agenda. Please join us on the third Tuesday of each month to hear some interesting speakers, and enjoy good food and fellow pond owners. Please mark your calendars accordingly. Please be aware that the May membership meeting has been changed to the **third Thursday, May 18th**, to accommodate dinner at Lorenzo's and Missouri Botanical Garden viewing of the Chihuly Glass exhibit. Even if you have seen this one-of-a-kind exhibit, the illumination should be spectacular.

Plans have been made to begin opening the water lily display at the Jewel Box on the first Saturday in May. The hardy lilies will be transferred from the winter holding pond into the Jewel Box ponds. Help is always welcome, and it is an excellent time to take home a few new water lilies when the old plants are split. Don't forget, come help us out on May 6th. We begin around 9:00 AM, and doughnuts will be available.

Special thanks to all our returning members in 2023, the board's dedication for it's hours of planning and discussion, and our volunteers both at the Jewel Box and the annual Pond -O- Rama pond tour.

Enjoy your ponds!


Bob Henson
President, St. Louis Water Garden Society





Free water hyacinths just for visiting Chalily!!!

**Joe Summers
Tonya Summers**
Owners
14430 Manchester Rd.
Manchester, MO 63011

T. (636) 527-2001
E. info@chalily.com
www.chalily.com

60 NORTH GORE AVE
WEBSTER GROVES, MO
314-962-3311
ROLLINGRIDGENURSERY.COM




COUPON
Basket Bucks
\$10 off your purchase of \$60 or more

Take advantage of this great offer and you'll enjoy savings on top of our great service and selection. Offer expires April 30, 2019. This Basket Bucks coupon is valid for cash only and is not valid with any other offer or discounting pricing. Check instructions. Scan at home, verify outside. Photo and coupon image for display only.

Proud retailer of quality EzPond aquatic plants



Market Basket
GROCERY • LANDSCAPE • GARDEN

1700 East HWY 50 • O'Fallon, IL 618.632.9055
www.joesmarketbasket.com

447 South Buchanan • Edwardsville, IL 618.632.9055
www.joesmarketbasket.com

Edwardsville and O'Fallon Locations only

SCHMITTEL'S NURSERY

13801 Marine Ave. • Maryland Heights, MO 63043
(across the street from Creve Coeur Park)

SERVICES

- Landscape design, consultation, and installation
- Tree and shrub installation
- Products for all your landscaping needs
- Trees, shrubs, perennials, annuals, veggies, fruits, tropicals, and indoor plants
- Bagged and bulk soil, mulch, topsoil, and compost
- Bagged garden soil, fertilizers, and plant food
- Bulk rock, pottery, and more

*For all your
landscape needs*

SPRING HOURS

(starting April 1)
Mon.–Sat., 8 a.m.–5 p.m.
Sunday, 10 a.m.–4 p.m.

schmittelnursery.com • (314) 469-8900



GARDEN-LOU

ALL THINGS GARDEN IN ST. LOUIS!



Garden-Lou brings St. Louis gardens and gardeners together!
Featuring private gardens, horticulturists, plant reviews, and local events like

Pond-O-Rama

www.garden-lou.com

Find us on facebook and Instagram!



Unique Creations of . . .

Landscape Design • Installation • Maintenance
Water Gardens • Fountains • Lighting • Atriums
Stonework • Retaining Walls • Patios • Irrigation

10601 Trenton Ave.
St. Louis, MO 63132
scd-dr@charter.net

John C. Saul
636-300-1770



Your Personal Florist and Landscape Specialist Since 1883

Walter Knoll Florist is a full service
landscaping company offering

- Plant Maintenance
- Landscaping
- Lawn Service
- Outdoor Lighting
- Walkways
- Driveways
- Paver Installation

And new for 2015

- Complete line of grill stations and grill accessories

Give us a call to schedule your appointment.
Walter Knoll Florist 314-633-8770



St. Louis Water Garden Society Calendar of Events 2023

Membership meetings in 2023 will be held on the dates and at the locations listed below between 7 and 9 p.m. Meetings will be held on Tuesdays at the Kirkwood Community Center, Room 200 A/B. There is an elevator.

April 18th—The Art of Ikebana by Rita Zeitz

She will be demonstrating the art of Japanese floral arranging.

May 18thThursday Night Missouri Botanical Garden Chihuly at Night
Meet for Dinner at Lorenzo's Trattoria on the Hill.**

**June 20th— What's all the Buzz about Bees?
By Jane Sueme**

July 18th — Annual Auction— Come one, come all.

August 15—Annual Banquet at the Jewel Box

November — Budget—Election of President and Secretary

****** Meeting Location ******

Kirkwood Community Center
Rm# 200 A/B
111 S Geyer Rd
Kirkwood, MO 63122





May's 18th General Meeting

Meet Me At MOBOT

Plans are in progress to bring us all together for an evening of good food, friendly conversation, and one-of-a-kind artwork on **Thursday, the 18th of May.**

We will begin the evening with dinner at Lorenzo's Trattoria on The Hill and then tour the Chihuly Glass exhibit at MOBOT. Mark your calendar now. More details about transportation, tickets, and dinner will follow soon.

Please consider joining us for a evening of good fellowship.



Just a few pictures from other Chihuly exhibits around the United States



SANDY'S
BACK PORCH GARDENS

We have a large selection of colorful Annuals, Perennials and Shrubs!

2004 West Boulevard
Belleville, IL 62221
(618) 235-2004
sandysbackporch.com

PW
PROVEN WINNERSSM
DESTINATION

WE ARE THE ONLY PROVEN WINNER'S DESTINATION IN THE ENTIRE ST. LOUIS METROPOLITAN AREA!

BAUER FALLS LLC.
636 357 3495
RECREATING THE WONDERS OF NATURE



Out on a Limb and need some help?



Find resources at www.slwgs.org!

HARTKE NURSERY

"Good growing begins here"



1030 N. Warson Rd.
St. Louis, MO 63132

Cindy Collins
Owner, Certified Nurseryman
Certified Arborist

(314) 997-6679
FAX: (314) 997-6778

E-mail: hartke@sbcglobal.net
Website: www.hartkenursery.com

PONDS PLUS

Water Garden Center
www.pondsplusstl.com
1757 S. Old Hwy 94
St. Charles, MO 63303

(636) 946-2242



HOURS

Mar-Oct (7 Days)
9 am - 6 pm
Nov-Feb (Fri, Sat, Sun)
10 am - 5 pm



PLANTHAVEN
FARMS
GARDEN CENTER

www.planthavenfarms.com

A Water Garden OASIS

Let us help you create yours!

- Water Plants, Native Plants
- Perennials, Annuals & Herbs
- Roses, Trees & Flowering Shrubs
- Succulents, Bonsai & Houseplants
- Fruit, Vines & Vegetable Plants

Effinger
Garden Center
"40 Years Serving The Metro East"

720 South 11th St. • Belleville
(618) 234-4600
www.effingergarden.com



Water Word

Water Word is usually published by the St. Louis Water Garden Society 10 times annually and is distributed to all members. The newsletter contains information about water gardening and fish-keeping, as well as information about SLWGS meetings and activities. Contributions of articles and photos are welcome and should be sent to the Water Word editor listed below. **Documents should be in common text formats, and photos should be in high resolution (300 dpi or higher) jpeg format.** The deadline for submissions is the first of each month.

Information about the Society, including how to join, can be found at our website, www.slwgs.org or from any of the officers and board members listed:

2023 SLWGS Officers

President

Bob Henson (314) 495-4233 hatt8v92@aol.com

Vice President

Greg Heck (314) 302-0273 taraxacum44@gmail.com

Treasurer

Jerre Baynes (314) 775-5453 baynes_j@swbell.net

Recording Secretary

Sophia Cluck (636) 530-1726 rodie0415@gmail.com

2023 Board Members

Publicity Chairman

Ginny Mueller (314) 808-7000 vcmueller16@gmail.com

Special Events Chair

Laurel Walle (314) 898-7216 lollysnorkels@gmail.com
Kathie Soehngen (314) 894-0981 kasoehng@sbcglobal.net

Society Shirt Sales Chairman

Gail Abernathy (314) 427-7076 abernat@swbell.net

Membership/E-mail Chairman

Gail Abernathy (314) 427-7076 abernat@swbell.net

Jewel Box Chairman

Kay Miskell (618) 344-6216 km99@att.net

Water Word Editor

Gail Abernathy (314) 427-7076 abernat@swbell.net

Website Chairman

Ginny Mueller (314) 808-7000 vcmueller16@gmail.com

Pond-O-Rama Chairman

Ginny Mueller (314) 808-7000 vcmueller16@gmail.com

Parliamentarian

Carol Greminger (314) 487-9119 carolnron@att.net

Historian

Betsy Meier (636) 405-1120 lidodeck@att.net

Hospitality Chairman

Bev Maschek (314) 954-8616 maschek@sbcglobal.net

Member-at-Large

Carolyn Haus (314) 993-0985 chous2016@gmail.com
Keith Haus (314) 993-0985 keithhaus33@gmail.com
Jim Haegele (636) 349-5511 jimhaegele@gmail.com



Jewel Box Opening Day

May 6th @ 9a.m.

We will be moving the hardy lilies from the mud bottom pond.

We need lots of bodies to help.

You could even take home a lily when they get split up.
Please come.

It's lots of FUN. Bring shovels, hatchets, gloves, buckets to take plants home in, a cart to transport plants from staging area to the ponds.

Help Wanted

Webster Groves Garden Club is looking for help. They are having their annual plant sale at the end of April. They have good procedures and have leaders for all their tasks but are looking for some additional hands to dig or pot, mark plants and work at their sale.

If interested, please call **Dorothy Lockard (314) 369-7528** to help.

Members' Corner:

Happy Birthday to All April Members below and not listed

Ginny Mueller 4/10
Sally Byran 4/10
Dianne Ritter 4/16
Paul Miskell 4/20
Ron Greminger 4/21
Brian Moellenhoff 4/22
Doug Vander Waal 4/26



Membership Bonus

International Waterlily & Water Gardening Society

Here is the link to their site and the login information. www.iwgs.org

Login: SLWGS

Password: slwgs20



"THE AQUATIC SOURCE" • Unique Creations •

Design – Installation – Maintenance ♦ Water Gardens / Features / Supplies

Filtration Systems ♦ Ozone Systems ♦ Pond less ♦ Faux ♦ Fountains
sed-dr@charter.net **636.300.1770**

10601 Trenton Ave. St. Louis, MO 63132-1208

(314) 831-0344

LAND WORKS, INC.
Design ♦ Ponds ♦ Plants ♦ Patios ♦ Walls

BARCLAY H. COMPTON
President

3295 Charbonier Rd.
St. Louis, MO 63031
www.landworksnet.com
Email: landworks@sbcglobal.net





Ikebana Japanese Floral Arranging

Japanese floral arranging, also known as Ikebana or Ichibana, is an ancient Japanese art form that involves the creation of floral arrangements using minimalism and harmony with nature as its guiding principles.



Ikebana dates back to the 7th century when floral offerings were made at Buddhist altars. Over time, it evolved into a more artistic practice that emphasized the beauty of nature and the principles of balance and harmony. Today, Ikebana is practiced as a hobby and as a professional art form.

The essential elements of Ikebana include the container, the floral materials, and the lines or shapes created by the arrangement. The container is often a simple vessel made of ceramic, glass, or metal, and the floral materials used are typically fresh or dried flowers, branches, leaves, and other plant materials. The lines or shapes created by the arrangement reflect the natural forms in the surrounding environment, such as mountains, rivers, and trees.



Ikebana is about creating a beautiful arrangement, connecting with nature, expressing oneself, and finding inner peace. It is a meditative practice that requires patience, attention to detail, and an appreciation for the beauty of the natural world.

MPR SUPPLY COMPANY

2541 LINK ROAD, ST. LOUIS, MO 63114
314-426-4838, www.mprsupply.com

AUTHORIZED **Aquascape PRO** DISTRIBUTOR

Proud Supporter of the
Pond-O-Rama Tour
since 2005

Pick up your FREE copy at
more than 400 locations
throughout the Metro area
or read it online at
GatewayGardener.com

THE GATEWAY GARDENER
Your Guide to Enjoyable Gardening and Easy-Care Landscapes





Tips to Help take Stunning Photo's

Photos of spring flowers can be an excellent way to capture the beauty of nature.

1. Choose the right time of day: The best time to take photos of flowers is during the golden hour, the hour after sunrise, or the hour before sunset. The light is softer and warmer during this time, which can help bring out the vibrant colors of the flowers.
2. Get close to the flowers: To capture the intricate details of the flowers, it's essential to get up close and personal with them. Use a macro lens or switch to the macro mode on your camera to get a close-up shot.
3. Use a shallow depth of field: A shallow depth of field can help blur the background and make the flowers stand out. Use a wide aperture (low f-number) to achieve this effect.
4. Pay attention to the background: Ensure the background doesn't distract from the flowers. Look for a clean, uncluttered environment, or use a wide aperture to blur it out.
5. Use a tripod: A tripod can help you keep your camera steady and ensure your photos are sharp. It's essential when using a slow shutter speed or taking close-up shots.
6. Experiment with different angles: Try shooting from different angles to find the most interesting composition. Get low to the ground, shoot from above, or try shooting from different sides of the flower.
7. Wait for the right moment: Flowers can be affected by wind and weather conditions. Wait for a calm day or a lull in the wind to take your photos or use a faster shutter speed to freeze any movement.

Events Around Town

May 14— Iris Show, Missouri Botanical Garden

May 2– October 15 — Chihuly in the Garden, Missouri Botanical Garden

WEBB'S
WATER GARDENS

Shop over 3000 pond products!
Use code **STL10** and receive **10% OFF** on your next order.

WWW.WEBBSONLINE.COM

BUY KOI DIRECT FROM THE BREEDER
kloubeckoi.com
SHIPPED TO YOUR DOOR

COMMITTED TO KOI HEALTHY

FOND CARE PRODUCTS
Phosporum
KOI CUISINE

ALL SEASON **HARDY** KOI

Bacteria Power Filter Media

Like us!

Kloubeck Koi Farm
North America's Premier Breeder of Champion Koi

1375 Baxter Ave.,
Amana, Iowa
319.846.2077
kloubeckoi.com



SLWGS *Water Word*
 10922 Killdare Ct
 St. Ann, MO 63074
www.slwgs.org



Inside this edition:

The Art of Ikenobo	Page 1
April Meeting Theme—Pastels	Page 1
Pond - O - Rama 2023 June 24 & 25	Page 2
President’s Corner	Page 3
SLWGS Calendar of Events.....	Page 4
May 18th General Meeting	Page 5
2023 SLWGS Officers & Board Members....	Page 6
Jewel Box Opening Day	Page 7
Help Wanted	Page 7
Members Corner	Page 7
Ikebana Japanese Floral Arranging ..	Page 8
Tips to help take Stunning Photo’s	Page 9
Events Around Town	Page 9
Photo of the Month	Page 10

Photo of the Month

